REV	ECN	DESCRIPTION	DATE
–	–	INITIAL RELEASE	11/19/09

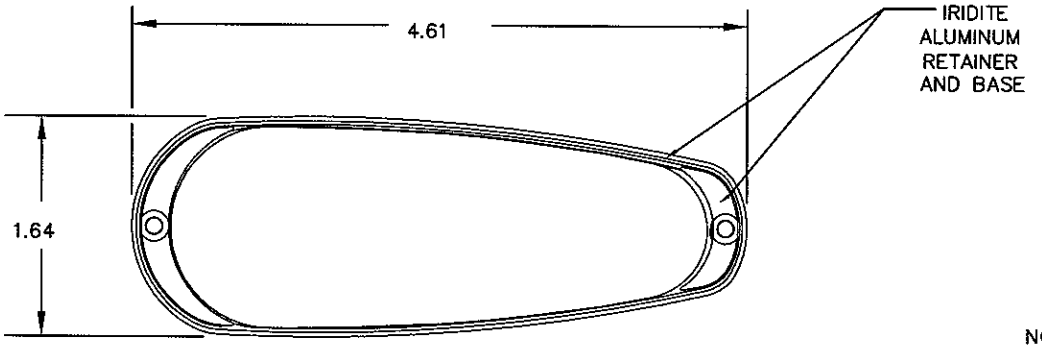

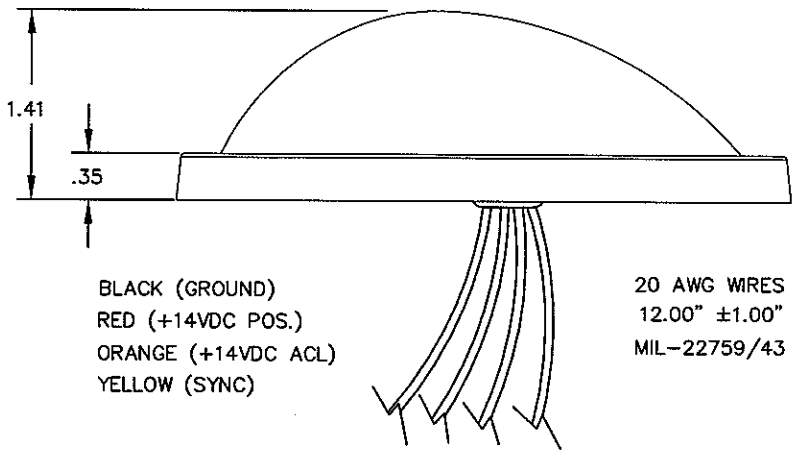

NOTES:

1. SPECIFICATIONS:
   NOMINAL OPERATING VOLTAGE: 14 VDC.
   LED FWD POSITION LIGHT: .2 A, RED
   .23 A, GREEN
   LED TAIL POSITION LIGHT: .23 A (–01, –02 ONLY)
   LED ANTI–COLLISION LIGHT: 1.20 AMPS @ .25 SEC.
   ANTI–COLLISION FLASH RATE: 45 CFPM, ± 5 CFPM
   WEIGHT: 0.21 LBS.
2. LIGHT SOURCE: LIGHT EMITTING DIODE (LED)
   COLOR: RED OR GREEN OR WHITE
3. LENS: HARDCOATED POLYCARBONATE, CLEAR
4. SELF–CONTAINED FLASHER CIRCUIT
5. BASE MATERIAL: 6061–T6 ALUMINUM ALLOY
   FINISH: IRIDITE MIL–C–5541 CLASS 3, CLEAR

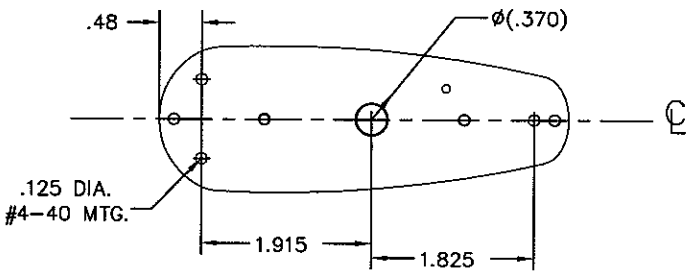

SUGGESTED MTG. PLAN

ITEM	ITEM	PART NUMBER	DESCRIPTION
*	–	01–0271506–02	ASS'Y, RED LED FINAL MODEL MB3R
–	*	01–0271506–01	ASS'Y, GRN LED FINAL MODEL MB3G
*		01–0771507–02	MODEL MB3R (RED)
	*	01–0771507–01	MODEL MB3G (GRN)

THIS DRAWING IS PROPRIETARY TO THE WHELEN ENG. CO. INC., ANY REPRODUCTION, DISCLOSURE OR USE OF THIS DRAWING WITHOUT WRITTEN AUTHORIZATION FROM WHELEN ENG. CO. INC. IS PROHIBITED

WHELEN® ENGINEERING COMPANY INC.
ROUTE 145
CHESTER, CT 06412–0684
TELEPHONE (860)526–9504

MATERIAL

FINISH

MB3 SERIES
LED WINGTIP
LIGHT ASSEMBLY

TOLERANCE: UNLESS OTHERWISE SPECIFIED
ANGLES ±1/2°
.XX=±.02
.XXX=±.010

DR. RPR	SCALE NONE	DATE 11/17/09	RELEASE DATE 11/19/09		
CH. TMF					
ENG. JJM	DWG NO. 71507	REV –	ISSUE 2	SHEET 1	OF 1
APP. TMF					

© 2009 WHELEN ENG. CO. INC. CAGE CODE 10402